


Product

IT-M3600 Regenerative Power System

Source & Load 2 in 1 Stackable and Flexible



IT-M3600 Regenerative Power System

APPLICATIONS

- Battery charge/discharge test
- PV inverter test
- Battery simulator
- Power supply module test
- Aging test of semi-conductor/IC

Your Power Testing Solution

One button switch between source and load

High efficient power regeneration

Battery simulation and test

PV inverter I-V curve simulation



IT-M3600 regenerative power system integrates two instruments in one device, composed by a bidirectional power supply and a regenerative electronic load. When being used as a load, its energy recovery function can convert the absorbed DC power into AC power and return it to the local grid. When being used as a power supply, it is a wide range bidirectional DC power supply. IT-M3600 combines the advantages of both instruments well, and its small size of only 1U half rack also help to save your space, time and cost. IT-M3600, with high-precision output and measurement, it is suitable for multiple test fields such as multi-module batteries, multi-channel power supplies, micro inverters, and semiconductor devices.

FEATURE

- 1U half rack, high power density
- One button switch between source and load
- Bidirectional energy flow between DUT and grid
- High efficient power regeneration
- Battery test
- Battery simulation
- 8 operating modes: CC/CV/CP/CR/CV+CC/CC+CR/CV+CR/CV+CC+CP+CR*1
- Independent control of multi-channels, implement synchronization or proportional tracking
- Parallel up to 16 units
- High-speed measurement, keep 10 times / s update rate even connecting 16 stand-alone units
- CC/CV priority
- PV inverter I-V curve simulation*2
- Adjustable output impedance
- Programmable rise/fall time for voltage and current*3
- Temperature measurement function, over temperature protection
- List
- Various protection such as \pm OCP, \pm OVP, OPP, over heat protection, grid fault protection and fault storage, foldback, Power-off protection, sense abnormal protection
- Automatic detection of power grid state to realize reliable grid connection
- Precharge function to prevent overshoot of DC loading current
- Anti-reverse protection function through optional accessories
- Five optional cards, supporting RS232, CAN, LAN, GPIB, USB_TMC, USB_VCP, RS485, analog and IO communication

*1 Multiple operation modes is only available under load function

*2 Stay tuned

*3 Only current rise and fall time can be set

Model	Voltage	Current	Power	Model	Voltage	Current	Power
IT-M3612	60V	30A	200W	IT-M3614	300V	6A	200W
IT-M3622	60V	30A	400W	IT-M3624	300V	6A	400W
IT-M3632	60V	30A	800W	IT-M3634	300V	6A	800W
IT-M3613	150V	12A	200W	IT-M3615	600V	3A	200W
IT-M3623	150V	12A	400W	IT-M3625	600V	3A	400W
IT-M3633	150V	12A	800W	IT-M3635	600V	3A	800W

01 IT-M3600 Regenerative Power System

Your Power Testing Solution

IT-M3600 Regenerative Power System

Applications

- **Various small capacity battery charge and discharge tests**
Electric bicycles, balance bikes, drone batteries, sweeping robot batteries, etc
- **Battery simulator, simulate the IV curve of different characteristics battery**
Servo motor test, unmanned electromechanical test, smart meter test, etc.
- **Civil / Military Low Power Module Test**
Bidirectional DC-DC module test, small inverter module test
- **Semiconductor IC, relay, wiring harness and other aging test**
Power regulator, intelligent electronic switch IPS, auto central control box aging test
- **Test in photovoltaic field, simulate IV curve of small photovoltaic array**
Micro inverter, photovoltaic IC test, photovoltaic optimizer test



One button switch between source and load

IT-M3600 integrates two devices in a small size of 1U Half-rack, which can not only be operated as a high-performance bidirectional DC power supply; but also be operated as a regenerative e-load. Simulate various load characteristics and feedback power to grid without pollution, multi-functions in one. Users do not need to use software and any terminal equipment to switch operation mode, one button switching can greatly save time and space.

under load function



1U Half-rack

IT-M3600 is only 1U Half-rack, but the power output is up to 800W. Besides high power density, it also has high resolution, high accuracy and high stability, etc. The output voltage is up to 600V and the output current is up to 30A. All series containing 12 models with ultra-wide range output design, can be widely used in various Applications.



Your Power Testing Solution

IT-M3600 Regenerative Power System

Seamless switching between source and load

Different from the traditional power supply and load, the switch between positive and negative current, it will have transient jumps and discontinuities. IT-M3600 integrate bidirectional power supply and regenerative load in one unit. When work under source mode, it supports high speed switch between source and sink mode, such seamless switch between positive and negative current is fast, continuous, and seamless, so as to avoid the current or voltage overshoot during the test. This can be widely used to various tests related to storage unit such as battery, battery packaging, battery protection board etc.

High energy regeneration efficiency

IT-M3600 series is regenerative when working in sink under source mode, also regenerative working under load mode. The max regeneration efficiency is up to 90%, which can save the cost for both electricity and cooling system, achieving low noise testing environment.

≈ 6307kW·h can be deducted from your electricity bill using 1pc IT-M3300 (800W)

Battery simulation function

IT-M3600 support to simulate max. 99 cells in series and parallel connection. The users can quickly select battery matrix by setting battery voltage, capacity, resistance, SOC from the front panel.

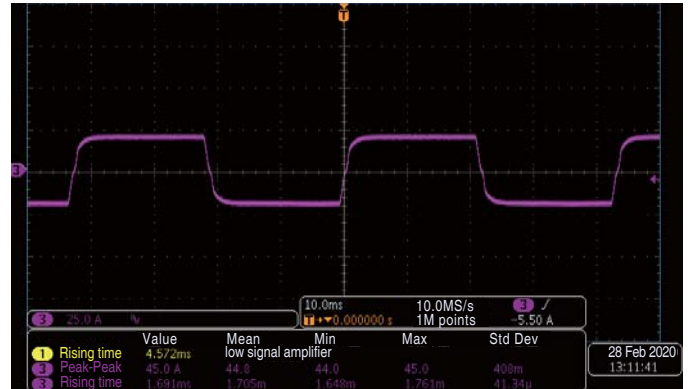
ITECH provides optional BSS2000 battery simulation software, users can self-define the battery curve by setting common parameters, also can set battery initial capacity to verify the DUT characteristics under different battery status. Meanwhile, BSS2000 supports to import matlab battery matrix or CSV. file with battery charging and discharging curve, so as to simulate real battery charge and discharge characteristics.

*Please contact ITECH for details.

Solar panel I-V curve simulation

Stay tuned!

We will launch optional software for IT-M3600 series, supports solar cell matrix I-V curve simulation. The application is for micro inverter test. Please stay tuned.



Seamless charging and discharging switch under CC priority



BSS2000 battery simulation software interface

Your Power Testing Solution

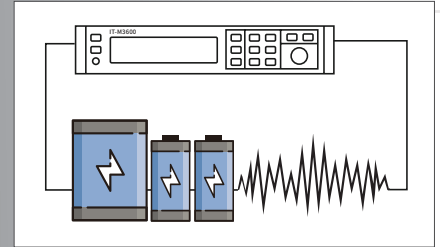
IT-M3600 Regenerative Power System

Battery Test Function

IT-M3600 series Regenerative Power System, which integrates power supply and regenerative electronic load into one unit, and adjustable output impedance design, can simulate the charging and discharging characteristics of the battery, and perform other testing, too. It can be used not only test the multiple single cells, but also comprehensive test the battery packages. It can also perform the battery setting and data processing in various test conditions and plot the test figure.

Optional ITS5300 professional battery test software can perform the following test items:

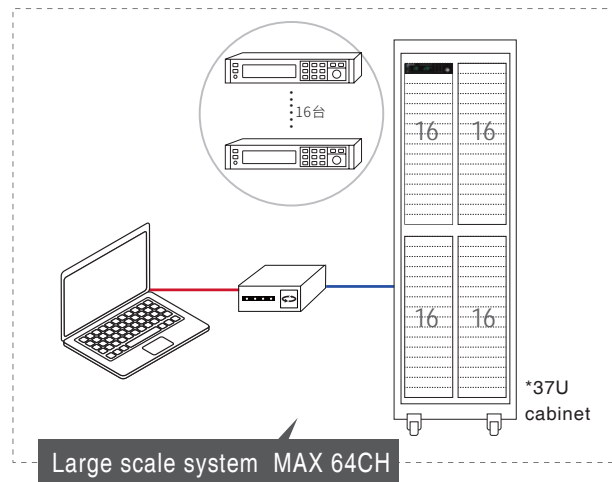
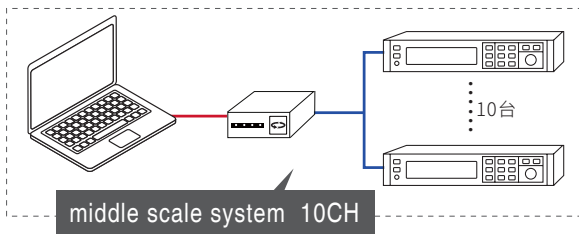
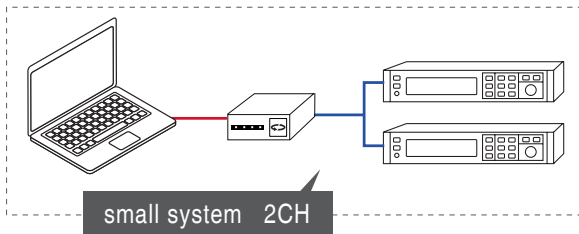
- working condition simulation
- Battery DC IR Test
- Battery endurance test
- Battery Temperature Test
- Reliability Test
- Charge and Discharge characteristic
- Battery cycle life test
- Battery capacity test
- Over charge and Over discharge endurance test
- Battery conformity test



Multi-channel independent control, maximum 256 channels

IT-M3600 Series is provided with independent multi-channel design. The channel sequence will be displayed when it combines to be a multi-channel power and electronic load system. The user can control each unit independently by PC software when connecting the communication interface of one unit with PC. Each channel can be operated separately.

IT-M3600 Series supports maximum 16*16 channels. One 37U rack case contains 64 channels. The user may test DUT with different power ranges by parallel connection, making tests more flexible and device usage more efficient.



Multiple Protection function

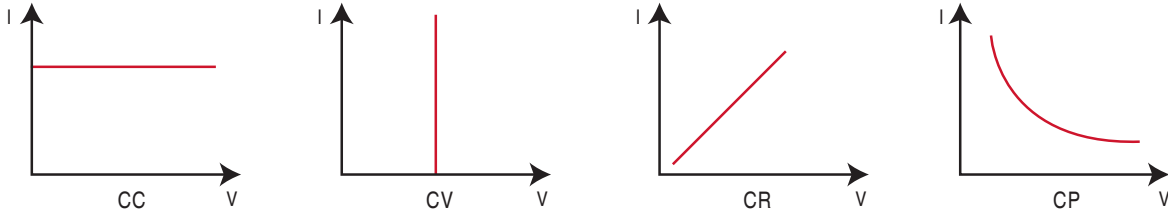
IT-M3600 series have comprehensive protection functions, it can also provide OCP, UCP, OVP, OTP, OPP, UCP and grid fault protection, fault storage function, power-off protection function and sense sensing abnormal protection. With unique foldback protection function designing, it is used to turn off the output as soon as the power supply is switched by CV/ CC for protect the DUT which are sensitive to voltage overshoot and current overshoot. As it can automatic detect of power grid status, the product will be shut down when the power grid is suddenly disconnected, which can achieve reliable grid connection and islanding protection. The pre-charging function can prevent the DC load current from overshooting. Users can choose the anti-reverse connection module to achieve the anti-reverse protection function and effectively suppress the battery surge.

Your Power Testing Solution


IT-M3600 Regenerative Power System

Multiple operation modes

IT-M3600 provide CC/CV/CP/CR four basic operation modes based on power system mode.



IT-M3600 also provide CC+CR/CV+CR/CC+CV+CP+CR four complex operation modes based on load mode, which can adapt to the test requirements of various occasions.



CC+CV mode can be applied to OBC feature test of voltage limit, feature test of current limit, constant voltage accuracy test, constant current accuracy test, to prevent over current protection.

CC+CR mode can be applied to simulate LED light, test LED power, LED current ripple parameters.

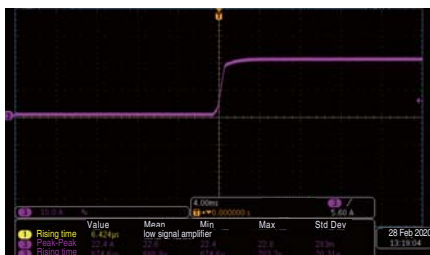


CV+CC mode can be applied to load simulate battery, test charging station or car charger, the maximum loading current is limited, when the CV is working.

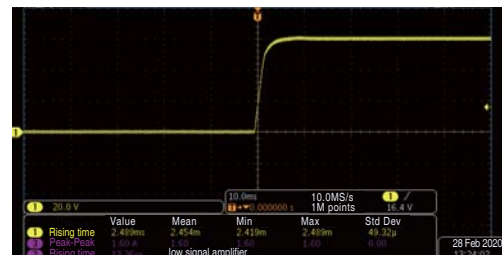
CC+CV+CP+CR mode can be applied to test lithium-ion battery charger, to gain complete V-I charging curve. In addition, when protection circuit of DUT is damaged, it can auto switch to avoid damage.

CC&CV priority

IT3600 series continue the notion of CC&CV priority, help user to solve several critical problems with long-term testing. It can make the test easier especially for the applications like high speed power supply or no overshooting current. When need the testing occasions of voltage high speed, users can choose CV priority mode to get fast voltage rising time. Users can also choose CC priority mode to output no overshooting current, it's good for test DUT under CC working condition. This is used in various applications field such as laser test, IC test, charge and discharge test, military and transient simulation of power supply in automotive electronics and so on.



CC priority



CV priority

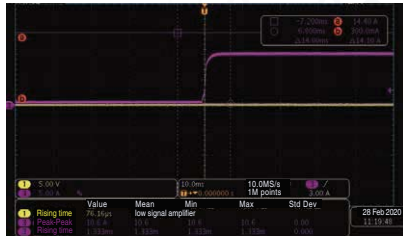
Your Power Testing Solution

IT-M3600 Regenerative Power System

Parallel function

IT-M3600 supports paralleling multiple units of same model to achieve higher current and power. Users may parallel units in master-slave operation according to different required current values. Up to 16 units can be connected in parallel.

IT-M3600 can still support same high-speed measurement capability as single unit after running in parallel connection with multiple units.



1 unit

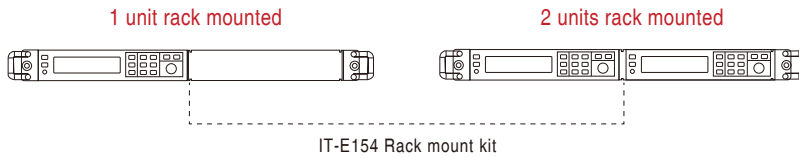
VS




2 units in parallel

Modular design, flexible combination

The flexible modular design makes it simple for IT-M3600 to stack directly, no need to purchase any accessories. The user may use IT-E154 optional rack mount kit to install one unit or more units into 19" rack case.



IT-E154 Rack mount kit



Optional accessories

IT-M3600 series provides below optional multiple interfaces on rear panel to realize different functions, like communication interface, external analog interface.

Pictures	Model	Interface
	IT-E1205	GPB
	IT-E1206	USB/LAN
	IT-E1207	RS-232/CAN
	IT-E1208	Analog
	IT-E1209	USB
	IT-E118	Anti-reverse module
	IT-E1203	Temperature Sensor
	IT-E154A/B/C	Rack mount kit



Standard rear panel



Rear panel with optional interface

Your Power Testing Solution

IT-M3600 Regenerative Power System

Specification

IT-M3612		IT-M3613	IT-M3614
		Load Parameters	
Rated Value (0℃~40℃)	Input Voltage	0~60V	0~150V
	Input Current	0~30A	0~12A
	Input Power	0~200W	0~200W
	MOV	1V@-30A	2V@-12A
Input Current Readback	Resolution	1mA	1mA
	Accuracy	<0.1% I _{max} +0.1% I _{current}	<0.1% I _{max} +0.1% I _{current}
Input Voltage Readback	Resolution	1mV	10mV
	Accuracy	<0.1% U _{max}	<0.1% U _{max}
Input Resistance Readback	Resolution	min0.001Ω	0.01Ω
	Accuracy	(1/R _{min})*2%:(0.04~60Ω);(1/R _{min})*5%:(60~600Ω)	(1/R _{min})*2%:(0.25~100Ω);(1/R _{min})*5%:(100~1500Ω)
Input Power Readback	Resolution	0.1W	0.1W
	Accuracy	<1% P _{max}	<1% P _{max}
Resolution	Voltage Resolution	0.001V	0.01V
	Current Resolution	0.01A	0.001A
	Power Resolution	0.1W	0.1W
	Resistance Resolution	0.01R	1R
Dynamic Response Time	Rise Speed Rate	30A/ms	12A/ms
	Fall Speed Rate	30A/ms	12A/ms
	Minimum Rise Time	1ms	1ms
Current ripple(rms) battery test		≤ 30mA _{rms}	≤ 30mA _{rms}
Current ripple(peak) battery test		≤ 60mA _{p-p}	≤ 60mA _{p-p}
		Power supply Parameters	
Rated Output Value (0℃~40℃)	Voltage	0~60V	0~150V
	Current	-30A~30A	-12A~12A
	Power	-200W~200W	-200W~200W
Output Current Readback	Resolution	1mA	1mA
	Accuracy	<0.1% I _{max} +0.1% I _{current}	<0.1% I _{max} +0.1% I _{current}
Output Voltage Readback	Resolution	1mV	10mV
	Accuracy	<0.1% U _{max}	<0.1% U _{max}
Output power Readback	Resolution	0.1W	0.1W
	Accuracy	<1% P _{max}	<1% P _{max}
Resolution	Voltage Resolution	0.001V	0.01V
	Current Resolution	0.01A	0.001A
	Power Resolution	0.1W	0.1W
	Resistance Resolution	0.1mΩ	0.1mΩ
Load Regulation	Voltage/Current	≤ 0.05% U _{max} / ≤ 0.05% I _{max}	≤ 0.05% U _{max} / ≤ 0.05% I _{max}
Line Regulation	Voltage/Current	≤ 0.05% U _{max} / ≤ 0.05% I _{max}	≤ 0.05% U _{max} / ≤ 0.05% I _{max}
Ripple	Voltage/Current	≤ 100mV _{p-p} / ≤ 30mA _{rms}	≤ 300mV _{p-p} / ≤ 30mA _{rms}
Rise time	Voltage	5ms(no load) /10ms(full load)	20ms(no load) /50ms(full load)
Fall time	Voltage	5ms(no load) /5ms(full load)	20ms(no load) /20ms(full load)
		Common Parameters	
AC Input / Output Parameter	Output voltage range	100VAC~240VAC	100VAC~240VAC
	OVP	264VAC	264VAC
	UVP	90VAC	90VAC
Temperature sensor (optional)	Range	-20℃ ---- 120℃	-20℃ ---- 120℃
	Accuracy	±1℃	±1℃
Efficiency		86%	88%
Dimension (mm)		450mm*214mm*43.5mm	450mm*214mm*43.5mm
Net weight		5kg	5kg

*Load mode resistance accuracy range: lower limit: 1/(1/R+(1/R)*0.05+0.004); upper limit: 1/(1/R-(1/R)*0.05-0.004)

*This information is subject to change without notice

Your Power Testing Solution

IT-M3600 Regenerative Power System

Specification

IT-M3615			IT-M3622	IT-M3623
Load Parameters				
Rated Value (0℃~40℃)	Input Voltage	0~600V	0~60V	0~150V
	Input Current	0~3A	0~30A	0~12A
	Input Power	0~200W	0~400W	0~400W
	MOV	10V@-3A	1V@-30A	2V@-12A
Input Current Readback	Resolution	1mA	1mA	1mA
	Accuracy	<0.1% I _{max} +0.1%I _{current}	<0.1% I _{max} +0.1%I _{current}	<0.1% I _{max} +0.1%I _{current}
Input Voltage Readback	Resolution	10mV	1mV	10mV
	Accuracy	<0.1% U _{max}	<0.1% U _{max}	<0.1% U _{max}
Input Resistance Readback	Resolution	4~6000Ω	min0.001Ω	0.01Ω
	Accuracy	(1/R _{min})*2%:(4~6000Ω);(1/R _{min})*5%:(600~6000Ω)	(1/R _{min})*2%:(0.04~60Ω);(1/R _{min})*5%:(60~600Ω)	(1/R _{min})*2%:(0.25~100Ω);(1/R _{min})*5%:(100~1500Ω)
Input Power Readback	Resolution	0.1W	0.1W	0.1W
	Accuracy	<1% P _{max}	<1% P _{max}	<1% P _{max}
Resolution	Voltage Resolution	0.01V	0.001V	0.01V
	Current Resolution	0.001A	0.01A	0.001A
	Power Resolution	0.1W	0.1W	0.1W
	Resistance Resolution	1R	0.01R	1R
Dynamic Response Time	Rise Speed Rate	3A/ms	30A/ms	12A/ms
	Fall Speed Rate	3A/ms	30A/ms	12A/ms
	Minimum Rise Time	1ms	1ms	1ms
Current ripple(rms) battery test		≤ 30mA _{rms}	≤ 30mA _{rms}	≤ 30mA _{rms}
Current ripple(peak) battery test		≤ 60mA _{p-p}	≤ 60mA _{p-p}	≤ 60mA _{p-p}
Power supply Parameters				
Rated Output Value (0℃~40℃)	Voltage	0~600V	0~60V	0~150V
	Current	-3A~3A	-30A~30A	-12A~12A
	Power	-200W~200W	-400W~400W	-400W~400W
Output Current Readback	Resolution	1mA	1mA	1mA
	Accuracy	<0.1% I _{max} +0.1%I _{current}	<0.1% I _{max} +0.1%I _{current}	<0.1% I _{max} +0.1%I _{current}
Output Voltage Readback	Resolution	10mV	1mV	10mV
	Accuracy	<0.1% U _{max}	<0.1% U _{max}	<0.1% U _{max}
Output power Readback	Resolution	0.1W	0.1W	0.1W
	Accuracy	<1% P _{max}	<1% P _{max}	<1% P _{max}
Resolution	Voltage Resolution	0.01V	0.001V	0.01V
	Current Resolution	0.001A	0.01A	0.001A
	Power Resolution	0.1W	0.1W	0.1W
	Resistance Resolution	0.1mΩ	0.1mΩ	0.1mΩ
Load Regulation	Voltage/Current	≤ 0.05% U _{max} / ≤ 0.05% I _{max}	≤ 0.05% U _{max} / ≤ 0.05% I _{max}	≤ 0.05% U _{max} / ≤ 0.05% I _{max}
Line Regulation	Voltage/Current	≤ 0.05% U _{max} / ≤ 0.05% I _{max}	≤ 0.05% U _{max} / ≤ 0.05% I _{max}	≤ 0.05% U _{max} / ≤ 0.05% I _{max}
Ripple	Voltage/Current	≤ 1200mV _{p-p} / ≤ 30mA _{rms}	≤ 100mV _{p-p} / ≤ 30mA _{rms}	≤ 300mV _{p-p} / ≤ 30mA _{rms}
Rise time	Voltage	30ms(no load) /60ms(full load)	5ms(no load) /10ms(full load)	20ms(no load) /50ms(full load)
Fall time	Voltage	30ms(no load) /30ms(full load)	5ms(no load) /5ms(full load)	20ms(no load) /20ms(full load)
Common Parameters				
AC Input / Output Parameter	Output voltage range	100VAC~240VAC	100VAC~240VAC	100VAC~240VAC
	OVP	264VAC	264VAC	264VAC
	UVP	90VAC	90VAC	90VAC
Temperature sensor (optional)	Range	-20℃ ----120℃	-20℃ ----120℃	-20℃ ----120℃
	Accuracy	±1℃	±1℃	±1℃
Efficiency		88%	86%	88%
Dimension (mm)		450mm*214mm*43.5mm	450mm*214mm*43.5mm	450mm*214mm*43.5mm
Net weight		5kg	5kg	5kg

*Load mode resistance accuracy range: lower limit: 1/(1/R+(1/R)*0.05+0.004); upper limit: 1/(1/R-(1/R)*0.05-0.004)

*This information is subject to change without notice

Your Power Testing Solution

IT-M3600 Regenerative Power System

Specification

IT-M3624			IT-M3625		IT-M3632	
Load Parameters						
Rated Value (0℃~40℃)	Input Voltage	0~300V	0~600V		0~60V	
	Input Current	0~6A	0~3A		0~30A	
	Input Power	0~400W	0~400W		0~800W	
	MOV	5V@-6A	10V@-3A		1V@-30A	
Input Current Readback	Resolution	1mA	1mA		1mA	
	Accuracy	<0.1% I _{max} +0.1% I _{current}	<0.1% I _{max} +0.1% I _{current}		<0.1% I _{max} +0.1% I _{current}	
Input Voltage Readback	Resolution	10mV	10mV		1mV	
	Accuracy	<0.1% U _{max}	<0.1% U _{max}		<0.1% U _{max}	
Input Resistance Readback	Resolution	1Ω	4~6000Ω		min0.001Ω	
	Accuracy	(1/R _{min})*2%:(1~300Ω);(1/R _{min})*5%:(300~3000Ω)	(1/R _{min})*2%:(4~600Ω);(1/R _{min})*5%:(600~6000Ω)		(1/R _{min})*2%:(0.04~60Ω);(1/R _{min})*5%:(60~600Ω)	
Input Power Readback	Resolution	0.1W	0.1W		0.1W	
	Accuracy	<1% P _{max}	<1% P _{max}		<1% P _{max}	
Resolution	Voltage Resolution	0.01V	0.01V		0.001V	
	Current Resolution	0.001A	0.001A		0.01A	
	Power Resolution	0.1W	0.1W		0.1W	
	Resistance Resolution	1R	1R		0.01R	
Dynamic Response Time	Rise Speed Rate	6A/ms	3A/ms		30A/ms	
	Fall Speed Rate	6A/ms	3A/ms		30A/ms	
	Minimum Rise Time	1ms	1ms		1ms	
Current ripple(rms) battery test		≤30mArms	≤30mArms		≤30mArms	
Current ripple(peak) battery test		≤60mAp-p	≤60mAp-p		≤60mAp-p	
Power supply Parameters						
Rated Output Value (0℃~40℃)	Voltage	0~300V	0~600V		0~60V	
	Current	-6A~6A	-3A~3A		-30A~30A	
	Power	-400W~400W	-400W~400W		-800W~800W	
Output Current Readback	Resolution	1mA	1mA		1mA	
	Accuracy	<0.1% I _{max} +0.1% I _{current}	<0.1% I _{max} +0.1% I _{current}		<0.1% I _{max} +0.1% I _{current}	
Output Voltage Readback	Resolution	10mV	10mV		1mV	
	Accuracy	<0.1% U _{max}	<0.1% U _{max}		<0.1% U _{max}	
Output power Readback	Resolution	0.1W	0.1W		0.1W	
	Accuracy	<1% P _{max}	<1% P _{max}		<1% P _{max}	
Resolution	Voltage Resolution	0.01V	0.01V		0.001V	
	Current Resolution	0.001A	0.001A		0.01A	
	Power Resolution	0.1W	0.1W		0.1W	
	Resistance Resolution	0.1mΩ	0.1mΩ		0.1mΩ	
Load Regulation	Voltage/Current	≤0.05% U _{max} / ≤0.05% I _{max}	≤0.05% U _{max} / ≤0.05% I _{max}		≤0.05% U _{max} / ≤0.05% I _{max}	
Line Regulation	Voltage/Current	≤0.05% U _{max} / ≤0.05% I _{max}	≤0.05% U _{max} / ≤0.05% I _{max}		≤0.05% U _{max} / ≤0.05% I _{max}	
Ripple	Voltage/Current	≤600mVp-p/ ≤30mArms	≤1200mVp-p/ ≤30mArms		≤100mVp-p/ ≤30mArms	
Rise time	Voltage	20ms(no load)/50ms(full load)	30ms(no load)/60ms(full load)		5ms(no load)/10ms(full load)	
Fall time	Voltage	20ms(no load)/20ms(full load)	30ms(no load)/30ms(full load)		5ms(no load)/5ms(full load)	
Common Parameters						
AC Input / Output Parameter	Output voltage range	100VAC~240VAC	100VAC~240VAC		100VAC~240VAC	
	OVP	264VAC	264VAC		264VAC	
	UVP	90VAC	90VAC		90VAC	
Temperature sensor (optional)	Range	-20℃----120℃	-20℃----120℃		-20℃----120℃	
	Accuracy	±1℃	±1℃		±1℃	
Efficiency		88%	88%		86%	
Dimension (mm)		450mm*214mm*43.5mm	450mm*214mm*43.5mm		450mm*214mm*43.5mm	
Net weight		5kg	5kg		5kg	

*Load mode resistance accuracy range: lower limit: 1/(1/R+(1/R)*0.05+0.004); upper limit: 1/(1/R-(1/R)*0.05-0.004)

*This information is subject to change without notice

Your Power Testing Solution

IT-M3600 Regenerative Power System

Specification

IT-M3633		IT-M3634		IT-M3635
		Load Parameters		
Rated Value (0 °C~40 °C)	Input Voltage	0~150V	0~300V	0~600V
	Input Current	0~12A	0~6A	0~3A
	Input Power	0~800W	0~800W	0~800W
	MOV	2V@-12A	5V@-6A	10V@-3A
Input Current Readback	Resolution	1mA	1mA	1mA
	Accuracy	<0.1% I _{max} +0.1%I _{current}	<0.1% I _{max} +0.1%I _{current}	<0.1% I _{max} +0.1%I _{current}
Input Voltage Readback	Resolution	10mV	10mV	10mV
	Accuracy	<0.1% U _{max}	<0.1% U _{max}	<0.1% U _{max}
Input Resistance Readback	Resolution	0.01Ω	1Ω	4~6000Ω
	Accuracy	(1/R _{min})*2%:(0.25~100Ω);(1/R _{min})*5%:(100~1500Ω)	(1/R _{min})*2%:(1~300Ω);(1/R _{min})*5%:(300~3000Ω)	(1/R _{min})*2%:(4~600Ω);(1/R _{min})*5%:(600~6000Ω)
Input Power Readback	Resolution	0.1W	0.1W	0.1W
	Accuracy	<1% P _{max}	<1% P _{max}	<1% P _{max}
Resolution	Voltage Resolution	0.01V	0.01V	0.01V
	Current Resolution	0.001A	0.001A	0.001A
	Power Resolution	0.1W	0.1W	0.1W
	Resistance Resolution	1R	1R	1R
Dynamic Response Time	Rise Speed Rate	12A/ms	6A/ms	3A/ms
	Fall Speed Rate	12A/ms	6A/ms	3A/ms
	Minimum Rise Time	1ms	1ms	1ms
Current ripple(rms) battery test		≤ 30mArms	≤ 30mArms	≤ 30mArms
Current ripple(peak) battery test		≤ 60mAp-p	≤ 60mAp-p	≤ 60mAp-p
		Power supply Parameters		
Rated Output Value (0 °C~40 °C)	Voltage	0~150V	0~300V	0~600V
	Current	-12A~12A	-6A~6A	-3A~3A
	Power	-800W~800W	-800W~800W	-800W~800W
Output Current Readback	Resolution	1mA	1mA	1mA
	Accuracy	<0.1% I _{max} +0.1%I _{current}	<0.1% I _{max} +0.1%I _{current}	<0.1% I _{max} +0.1%I _{current}
Output Voltage Readback	Resolution	10mV	10mV	10mV
	Accuracy	<0.1% U _{max}	<0.1% U _{max}	<0.1% U _{max}
Output power Readback	Resolution	0.1W	0.1W	0.1W
	Accuracy	<1% P _{max}	<1% P _{max}	<1% P _{max}
Resolution	Voltage Resolution	0.01V	0.01V	0.01V
	Current Resolution	0.001A	0.001A	0.001A
	Power Resolution	0.1W	0.1W	0.1W
	Resistance Resolution	0.1mΩ	0.1mΩ	0.1mΩ
Load Regulation	Voltage/Current	≤ 0.05% U _{max} / ≤ 0.05% I _{max}	≤ 0.05% U _{max} / ≤ 0.05% I _{max}	≤ 0.05% U _{max} / ≤ 0.05% I _{max}
Line Regulation	Voltage/Current	≤ 0.05% U _{max} / ≤ 0.05% I _{max}	≤ 0.05% U _{max} / ≤ 0.05% I _{max}	≤ 0.05% U _{max} / ≤ 0.05% I _{max}
Ripple	Voltage/Current	≤ 300mVp-p/ ≤ 30mArms	≤ 600mVp-p/ ≤ 30mArms	≤ 1200mVp-p/ ≤ 30mArms
Rise time	Voltage	20ms(no load)/50ms(full load)	20ms(no load)/50ms(full load)	30ms(no load)/60ms(full load)
Fall time	Voltage	20ms(no load)/20ms(full load)	20ms(no load)/20ms(full load)	30ms(no load)/30ms(full load)
		Common Parameters		
AC Input / Output Parameter	Output voltage range	100VAC~240VAC	100VAC~240VAC	100VAC~240VAC
	OVP	264VAC	264VAC	264VAC
	UVP	90VAC	90VAC	90VAC
Temperature sensor (optional)	Range	-20 °C ~120 °C	20 °C ~120 °C	-20 °C ~120 °C
	Accuracy	±1 °C	±1 °C	±1 °C
Efficiency		88%	88%	88%
Dimension (mm)		450mm*214mm*43.5mm	450mm*214mm*43.5mm	450mm*214mm*43.5mm
Net weight		5kg	5kg	5kg

*Load mode resistance accuracy range: lower limit: 1/(1/R+(1/R)*0.05+0.004); upper limit: 1/(1/R-(1/R)*0.05-0.004)

*This information is subject to change without notice